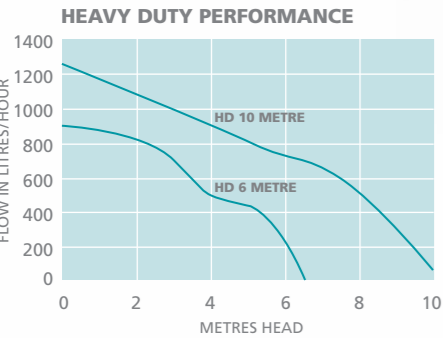


The Heavy Duty tank pumps have a greater water flow rate for more heavy duty applications...

The Aspen Heavy Duty pumps are designed for the rapid removal of condensate. They are particularly useful in situations where multiple refrigeration units are installed, or where large refrigeration systems deposit considerable quantities of condensate at one time. The pump unit is robustly constructed and designed to give reliable performance. This is particularly important in environments where efficient cleanliness is of upmost importance. Two floats provide the operational control, one to operate the pump, and the other a safety float to be wired into the refrigeration unit control circuit.



- Ideal where multiple refrigeration units are installed
- Robustly constructed and designed to give reliable performance
- 4L Tank capacity / 900 & 1250 L/hr max. flow rate




PUMP DIMENSIONS				
Product	Height	Width	Depth	Weight
HEAVY DUTY 6 METRE	210mm	300mm	150mm	3.5kg
HEAVY DUTY 10 METRE	265mm	300mm	150mm	4.3kg

OEM Centrifugal Pumps if just the pump is required...

6/900 & 10/1200 models

Available with or without a macerator, the OEM Centrifugal Pumps can be installed into any refrigeration unit, where just the pump is required. The pump is available in two models; the 6/900, with a flow rate of 900 litres per hour and the 10/1200, with a flow rate of 1200 litres per hour.



PUMP DIMENSIONS				
Product	Height above fixing surface	Height below fixing surface	Fixing plate	Weight
6/900	95mm	110mm	150mm x 150mm	2.2kg
10/1200	130mm	110mm	150mm x 150mm	2.5kg


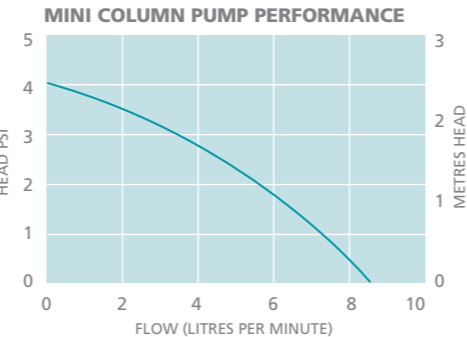
WWW.ASPENPUMPS.COM	
TECHNICAL SPECIFICATIONS	

6/900	
* 6 METRE DISCHARGE HEAD	
* 230V 0.4 A 118W	
* WATER FLOW RATE 900 LITRES PER HOUR	

10/1200	
* 10 METRE DISCHARGE HEAD	
* 230V 0.7 A 150W	
* WATER FLOW RATE 1250 LITRES PER HOUR	

The Mini Column Pump for small chiller and recirculation duties...

This pump offers high performance and quality at low cost. The pump is typically used in vending machines but can be adapted to suit many different markets.



PUMP DIMENSIONS				
Product	Height above fixing surface	Height below fixing surface	Fixing plate	Weight
MINI COLUMN PUMP	76mm	116mm	136.5mm x 90mm	1.4kg


TECHNICAL SPECIFICATIONS	

* TEMPERATURE: -20°C TO +90°C	
* MOTOR OPTIONS: 230V-1PH-50HZ THERMALLY PROTECTED	
110V-1PH-60HZ	
* SHAFT: 316 STAINLESS STEEL	
* SEALED UPPER AND LOWER BEARINGS	
* SUPPLIED WITH AGITATOR	
* WATER FLOW RATE 240 LITRES PER HR	



Apex Way Hailsham
East Sussex BN27 3WA
T: +44 (0)1323 848842
F: +44 (0)1323 848846
sales@aspenpumps.com
www.aspenpumps.com

Distributor



Refrigeration pumps FOR THE RETAIL INDUSTRY

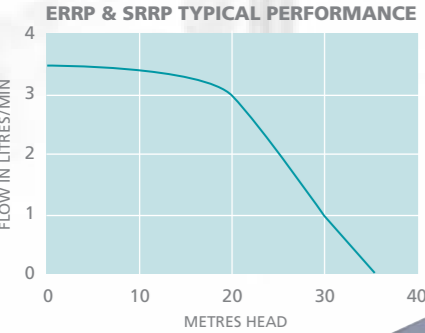
- UK MANUFACTURED CONDENSATE REMOVAL PUMPS
- FOR USE WITH REFRIGERATION DISPLAY UNITS
- HIGHLY ADVANTAGEOUS FROM A HYGIENE ASPECT
- QUICK AND EASY TO INSTALL
- EXCEPTIONALLY RELIABLE

For further information:
T: +44 (0)1323 848842
F: +44 (0)1323 848846
sales@aspenpumps.com
www.aspenpumps.com

A simple yet very effective solution for the removal of water from supermarket retail refrigeration units...

The Aspen Retail Refrigeration Pumps allow easy installation directly underneath supermarket refrigeration units, where direct drainage is not available and the water needs to be pumped up above the ceiling and away to a suitable drain. Water is drained directly from the refrigerator during the speed defrost cycle, which is pumped away quickly and quietly, through a filter to catch any debris. Cleaning and maintenance of the pumps is simple, as they can be removed easily from underneath any unit. The units are suitable for both the OEM market and for direct installers.

- Ideal for several refrigeration units to drain into
- Height: 100mm / Footprint: 590 x 405mm
- 11L Tank capacity / 225 L/hr max. flow rate / 35m max. head



STANDARD RETAIL REFRIGERATION PUMP (SRRP)
TOP INLET PT. NO. FP2119
SIDE INLET PT. NO. FP2120

ECONOMY RETAIL REFRIGERATION PUMP (ERRP)
TOP INLET PT. NO. FP2318
SIDE INLET PT. NO. FP2320



easy carry handles

Introducing the NEW Low Profile ERRP...

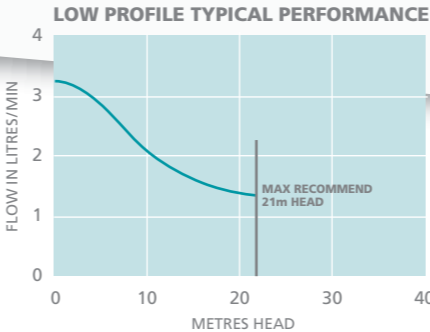
(Economy Retail Refrigeration Pump)

Standing at a height of only 75mm, it is a simple but very effective solution for the removal of water from directly underneath supermarket refrigeration units during the auto defrost cycle. Ideal for individual refrigeration units with limited space, it is suitable for both the OEM market and for direct installers.

- Ideal for individual refrigeration units
- Height: 75mm / Footprint: 530 x 240mm
- 3.5L Tank capacity / 190 L/hr max. flow rate / 21m max. head

PUMP DIMENSIONS

Product	Height	Width	Depth	Weight
ERRP	100mm	590mm	405mm	4.9kg
LOW PROFILE ERRP	75mm	530mm	240mm	2.4kg
SRRP	100mm	585mm	400mm	7.8kg



LOW PROFILE ERRP
TOP INLET PT. NO. FP2597
SIDE INLET PT. NO. FP2805



push in plug

WWW.ASPENPUMPS.COM

TECHNICAL SPECIFICATIONS

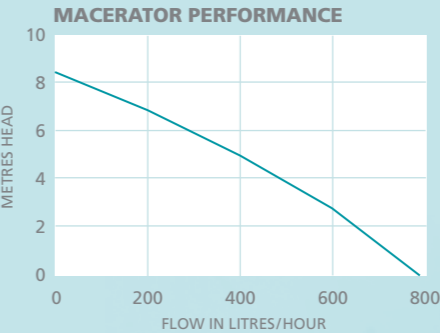
LOW PROFILE ERRP

- * TANK CAPACITY: 3.5 LITRES
- * MAX WATER FLOW RATE: 190 LITRES PER HR
- * MAX RECOMMENDED HEAD: 21 METRES
- * THERMALLY PROTECTED 230V MOTOR
- * HIGH LEVEL SAFETY SWITCH
- * FILTER TO CATCH DEBRIS
- * 50MM INLET HOLE TO LID
- * 10MM OUTLET HOSE CONNECTION
- * PLASTIC TANK AND COVER
- * LIGHTWEIGHT
- * PUSH-IN PLUG
- * HANDLES TO ENABLE EASY CARRYING
- * WATER TEMP: 0°C TO 40°C
- * SINGLE FLOAT HALL EFFECT SWITCH


The Macerator pump is unique and comes in two different tank sizes: 4 litre and the 12 litre...

The Aspen Macerator pump has an internal filter blade to stop the pump from clogging with food debris between maintenance visits and will discharge the water to a head of 8.5 metres. The internal pre-wired safety float is a low current switch to stop the drain down cycle in the event of pump failure. The pump is operated via two internal float switches.

- Collect condensation and defrost water from refrigeration cabinets
- Internal filter blade for food debris
- 4L: Plastic tank / 12L: Stainless steel



4 LITRE
PT. NO. FP2305



12 LITRE
PT. NO. FP2307

PUMP DIMENSIONS

Product	Height	Width	Depth	Weight
MACERATOR 4 LITRE	230mm	335mm	150mm	3.8kg
MACERATOR 12 LITRE	230mm	335mm	310mm	6.8kg

WWW.ASPENPUMPS.COM

TECHNICAL SPECIFICATIONS

-
- * TANK CAPACITY: 4 LITRE OR 12 LITRES
 - * SELF-PRIMING
 - * 8.5 METRES DISCHARGE HEAD
 - * MAX WATER FLOW RATE: 780 LITRES PER HR
 - * PUMP RATING: 0.38A 230V AC
 - * CONNECTING CABLE: 2 METRES
 - * PRE-WIRED SAFETY SWITCH 4.0A MAX
 - * 2 INLET POSITIONS IN DECK: 40MM Ø & 55MM Ø
 - * OUTLET SIZE: 10MM
-

MACERATOR 12 LITRE

- * ADDITIONAL 3/4" INLET CONNECTOR IN TANK
- *****